In the Beginning

PreK-K

ORDER

GENESIS 1:1—2:4

What is happening in this story?

This first creation story shows a God who creates through ordering, separating, and naming. In this story, God creates order from chaos, a theme that continues throughout the history of the Jewish people, as well as the Christian story. These first passages give the reader a glimpse of what is to come—war, death, chaos—but also what God will do in the face of such conflict—namely, redemption, salvation, connection, and order. Above all, this story reminds us that God's sovereignty and the essential goodness of Creation remains imprinted on the world.

What does this story mean for kids?

This story is the beginning of the beginning—the beginning of our collective story as a community of believers. To understand the rest of the story, it's important to know how it all started, with a powerful God who intentionally created the world. And God called it all good. For kids, it's a glorious and inviting image of a God who is intimately involved with every aspect of the world.

Why this theme?

Sometimes it's easy to think about our world being chaotic—there's a lot of brokenness in the world. However, even in its most broken places, God is still immediate and present. God's order set the world in motion and still reigns today.

AGE LEVEL TIP

Young kids are avid creators: drawing and coloring pictures, making up stories and songs, building block towers, and so on. Emphasize that as they create, they are participants in God's ongoing creation.

GENERAL SUPPLIES

- Crayons
- White paper
- Paper clips

LESSON SUPPLIES

- Magazines
- Noisy pots, pans, and other kitchen items

WHIRL SUPPLIES • WHIRL KIDS STORY BIBLES • DVD • WALL CHART & STICKER • LEAFLETS

WELCOME 15

Do some kids arrive early? Try this.

Before class, collect magazine pictures of buildings, toys, and nature. Make two signs saying, "God Makes" and "We Make." Place the pile of magazine pictures in the middle of the table. Invite kids to match pictures to signs to answer the question, "Who made what you see?"

Circle up with kids for an opening conversation.

Today is the first day of our class! It's the beginning. Invite kids to share ideas of what happens at the beginning of a class, church, or a family meal. **We're going to talk about the beginning of creation today. Creation is about making something. We'll hear the Bible story about all the things God created, including people! The first words in the Bible are "In the beginning."**

Pray together: **Dear God, thank you for everything in our world. Thank you for creating each of us here today, including** (name of each person in class)**. Amen.**

Pass out leaflets and paper clips.



Help kids as needed to tear off the front panel. Fold to show light and dark sections and use paper clips to hold the folded piece together. **One side shows light. The other shows darkness. God created both, and we need both. I'm going to name some things we do in the light and some things we do in the dark. Show the light side if you would do the thing I name in the light, and turn it to dark if you do this in the dark.** Name things kids do in dark or light: play outside, sleep, dream, eat ice cream, tell scary stories, play kickball, ride bikes, swim, watch fireworks, play hide-and-seek, watch a movie, bake cookies, look at stars, look at clouds. Let kids suggest activities too. Collect their leaflets until Respond.

Gather kids around the screen where you'll watch the video.

I wonder what would happen if some of us stood up, and some lay down, and some sat on our knees. Would everyone be able to see? No, it would be a mess. Let's all sit down and watch our video!

View Episode 1, "Cleaning Chaos," on the Year Gold Fall PreK–Grade 2 DVD.

Ask kids these questions about the video:

- **Why were the kids trying to clean up Leo's lab?**
- **What happens when Monty sneezes?**
- **How do you feel when you are in the dark?**
- **Who can help you take messes and turn them into order? Does praying help?**
- **I wonder if it's easier to get things in order working with others.**

HEAR 15

Open your Whirl Kids Story Bibles.



Let's find our story today! Help kids find "In the Beginning" on page 2. Before you read, invite kids to look for all of the different animals.

Read the story and Ada and Otto's questions and comments on each page.

Ask these questions after you read the story:

- **In the beginning, there was chaos. *Chaos* is a word for a big mess. What were the first two things God created out of chaos?**
- **What are some animals that God created in our story? What are some animals God created that weren't mentioned in the story?**
- **I wonder what the people thought when God said, "All of this creation is for YOU."**
- **God saw that creation was good. What is your favorite part of creation?**
- **Why do you think God rested when creation was complete? Why do we need to rest?**

Gather near the Wall Chart to place today's sticker.

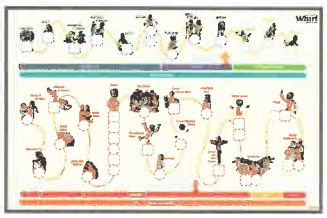

Point out the Testament (Old) and character image (creation). **Today's Bible story about creation is at the beginning of the Bible and the beginning of our chart! Now, let's add a sticker to remind us of what God created from chaos** (sun and moon). Point to the corresponding images of chaos, sun, and moon on page 3 in the Whirl Kids Story Bible.

Play together!

Grab some noisy pots, pans, silverware, and other kitchen items to make "music." Let the kids invent instruments and make some noise. **Everyone can choose an instrument. Play your instruments and watch for my signal. When I raise my hand, stop playing and freeze. Let's all play our own songs at the same time. How did that sound? Like a big mess—chaos! Let's take turns and all play the same song at the same time. How about "Twinkle, Twinkle, Little Star"?** Play the song together. **Doesn't that sound better? God makes all the sounds in the whole world play together like a song. No more chaos!** Let kids choose a few songs to play too.

BIBLE BIT

There are many places where water is found in Bible stories. Ask kids to name ways that we use water in our homes. **Why is water important to all living things?**

WATCH IT AGAIN

If you have time, watch to see who starts to solve the problems after it gets dark. **Is it harder to solve problems in the dark? Why?**

OUR CHURCH

Invite a gardener or an animal caregiver as a special guest to talk about caring for creation. Make a plan for creation care at your church.

RESPOND 10

Pass out leaflets and crayons.

Unfold leaflet square.

1. **God created light and dark. Light comes in the beginning of our day. Dark comes at the end of the day.**
2. **Look at the photos around our page. I wonder if you see the head, at the beginning of the animal, or tail at the end of the animal. What kind of animals do you see?**
3. **Let's imagine creating a new animal from the pictures. Take parts of the animals in the pictures or from other animals or even make some up and put them all together to draw a new animal.**
4. Give kids time to create an animal. As they draw, ask prompting questions: **I wonder where your animal will live. How will your animal move? Why did you choose to make this animal? I wonder how God chose which animals to make.**
5. **God named some of the things in creation, but left some things for people to name. What will you name your animal? Something silly, or something serious?**
6. **God created the beginning and end of each day. We created funny animal pictures. Let's show our creations to one another.** Invite kids to share their animal names and pictures.

LAUNCH 10

Circle up with kids for a quick review.

Our story today was about beginnings. At the beginning of our class, we didn't know what was going to happen, but we spent time reading the Bible story and hearing about God's creation. What do you think about God's creation?

Pass out leaflet panels and crayons.

Unfold the leaflet panel used during Welcome and flip to the other side. **This pile of yarn looks like chaos! What do you see? What if we create order from all the mixed up colors? We'll create a beautiful quilt. The leaflet says "Create." Let's create a colorful pattern using our crayons. You may finish your art at home if you need more time.**

Send kids out with a blessing.

Circle up with kids. **God blesses all of us. And that means me** (place a hand on your chest)**. And that means you** (place your other hand on the shoulder of the kid next to you)**.** Each kid passes the blessing by repeating those words and actions. When the blessing makes it back to you, say, **Go and bless the world.**

Thank kids for coming today. Remind them of the Family Square on the other side of the leaflet.

 © 2016 sparkhouse. All rights reserved. May not be reproduced.