

Jesus Calms the Storm

Grades
1-2

CALM

MARK 4:35-41

What's happening in this story?

This story seems straightforward: The disciples and Jesus get into a boat, and when a storm approaches, the disciples are scared and wake him up. Jesus calms the storm and asks why they were afraid. However, when we remember the waters of creation in Genesis and the windstorm at sea in the book of Jonah, Jesus' stilling of the storm identifies him with the Creator of the universe. At the end of the story, the disciples seem to be starting to get it too.

What does this story mean for kids?

Kids can follow the disciples' emotions: relaxed at first on the boat, frightened during the storm, relieved when Jesus calms the wind and waves. Encourage kids to share times they've been afraid, and remind them over and over that Jesus—who is God!—is always with them during life's troubles. Jesus calmed the storm for the disciples. How does he take care of *them*?

Why this theme?

Action, drama, and suspense. This story is an opportunity both to honor kids' fears and to help them see themselves safe in Jesus' care.

AGE LEVEL TIP

Kids who have had personal experience with storm damage to their home or community may ask why Jesus didn't stop that storm. Be honest about admitting that we don't always understand why bad things happen. Reassure kids that God is always with us, including when we're scared.



GENERAL SUPPLIES

- Scissors
- Construction paper (black)
- Clear tape
- Glue
- Pencils

LESSON SUPPLIES

- Chenille stems
- Cotton balls
- Paper plates (white, dessert-size)
- Single-hole punches

Do some kids arrive early? Try this.

Invite kids to cut cloud shapes from black paper. Bend chenille stems to make lightning bolts, and tape them to the clouds. Pull cotton balls apart and glue onto the black clouds. Take turns holding up the clouds to tell stories about thunderstorms.

Circle up with kids for an opening conversation.

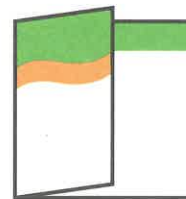
I wonder how we get weather information. Listen to kids' ideas. **What would a weather forecaster tell us about today's weather? What other kinds of weather could we tell about? Today we will hear a story about the disciples in a scary kind of weather.**

Pray together: **Dear Jesus, help us remember that you are with us in all kinds of weather. If we are afraid of a storm, be with us and calm us. Amen.**

Pass out leaflets and pencils.

What is happening in the picture on our leaflet? How do you think the disciples feel? Let's use the letters around the picture to find out what Jesus does. Trace over the dotted letter J at the top of the picture. Follow the arrows and circle every other letter around the picture. Kids continue following the

arrows to move clockwise around the picture. Give help as needed. **Start with the letter J and write each letter you circled on the lines under the picture.** Read the sentence together. ("Jesus calms the storm.") Collect their leaflets until Respond.



Gather kids around the screen where you'll watch the video.

Otto, Jax, and Clara are playing in the tree house when a storm comes. Let's watch to see what happens.

View Episode 12, "Anxieties Aweigh," on the Year Gold Winter PreK–Grade 2 DVD.

Ask kids these questions about the video:

- **What are Otto, Jax, and Clara doing in the tree house?**
- **Why does Otto want to keep playing when the sky gets dark?**
- **What happens to the tree house in the storm?**
- **Where can you be safe during a storm?**
- **When have you stayed calm like Jesus?**




Open your Whirl Kids Story Bibles.

Let's find our story for today! Help kids find "Jesus Calms the Storm" on page 238. Before you read, invite kids to look for what happens when the disciples wake Jesus.

Read the story and Ada and Otto's questions and comments on each page.

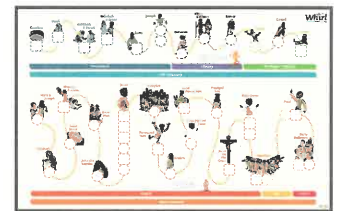
Ask these questions after you read the story:

- **Where were the disciples?**
- **Why did they wake Jesus?**
- **What happened when Jesus stood up in the boat?**
- **How did the disciples feel when the storm stopped?**
- **What could you do to help someone who is afraid?**



Gather near the Wall Chart to place today's sticker.

Point out the Testament (New), Bible section (Gospels), and character image (Jesus). **Today's Bible story is about Jesus calming a storm that scared the disciples. Let's add a sticker to remind us of the big storm that stopped when Jesus raised his arms up** (waves and lightning). Point to the corresponding images of Jesus and waves and lightning on page 239 in the Whirl Kids Story Bible.



Play together!

The disciples were afraid of the storm, so they woke Jesus. We are going to use different sounds to make our own thunderstorm. Choose one person to be Jesus and to lie down on the floor pretending to be asleep. Instruct other kids: **Move your head back and forth while blowing from your mouth to make the sound of wind. Clap your hands softly as the rain begins.** Allow time for kids to repeat the actions. **Now let's clap faster and louder as it begins to rain hard.** Kids repeat actions. **It's time for thunder and lightning! Keep clapping your hands, and jump up and down.** Kids shout, **"Boom, boom, boom!"** The kid who is Jesus begins to wake up, stands, raises hands, and says, **"Peace! Be still!"** Kids stop jumping, silently sit down, and say together, **"Jesus helps us feel calm in a storm."** Continue making thunderstorms while kids take turns being Jesus as time allows.

BIBLE BIT

The disciples traveled in a boat made of wood that could be sailed or rowed by a crew of four oarsmen and one helmsman.

WATCH IT AGAIN

Ask kids to watch what Otto does as captain of the ship.
What is the job of a captain on a ship?

OUR CHURCH

Locate the safe places in the church where you can go if there is a storm. Find out if your church has a weather safety plan.

RESPOND 10

Pass out leaflets, paper plates, markers, clear tape, scissors, chenille stems, and single-hole punches.

Unfold and tear off leaflet square.

- 1. We are going to make a boat to put in the storm on your leaflet.**
- Hold up a paper plate, and show kids how to fold it in half and cut along the fold. **Decorate one of your pieces with markers on one side to make a boat.**
- Draw a 2- to 3-inch-wide circle (large enough for a face) on the other half of each kid's plate while boats are being decorated. **Now cut out your circle and decorate it to look like your face.**
- Tape your face piece to the top of your boat like you are peeking out to look at the storm.** Tape the top of a chenille stem to the back of each kid's paper boat to serve as a handle.
- Punch out the blue dot at the bottom of your leaflet with a hole punch.**
- Ask kids to put their boats down. **What makes you feel afraid? Write or draw one thing you are afraid of in each cloud.** Kids may use something that was shared or their own ideas.
- Place the handle of your boat through the hole. Move your boat back and forth on the stormy waves. Bend the chenille stem handle, as needed, for easier maneuvering.**
- Kids all shout together, **"Peace! Be still!"** and stop moving their boats.

LAUNCH 10

Circle up with kids for a quick review.

The disciples were afraid of the storm and woke Jesus up. They were amazed when the storm stopped after he said, "Peace! Be still!" Ask kids to share one thing that makes them feel afraid. **Jesus is always with us and will keep us calm when we are afraid.**

Pass out leaflet panels and pencils.

Kids write the name of a person they want to receive the note, and sign their name. **Deliver your note to help a friend remember that Jesus is always with us.**

Send kids out with a blessing.

Circle up with kids. **God blesses all of us. And that means me** (place a hand on your chest). **And that means you** (place your other hand on the shoulder of the kid next to you). Each kid passes the blessing by repeating those words and actions. When the blessing makes it back to you, say, **Go and bless the world.**

Thank kids for coming today. Remind them of the Family Square on the other side of the leaflet.