

# Jesus Calms the Storm

PreK-  
**K**

## CALM

MARK 4:35-41

### What's happening in this story?

This story seems straightforward: The disciples and Jesus get into a boat, and when a storm approaches, the disciples are scared and wake him up. Jesus calms the storm and asks why they were afraid. However, when we remember the waters of creation in Genesis and the windstorm at sea in the book of Jonah, Jesus' stilling of the storm identifies him with the Creator of the universe. At the end of the story, the disciples seem to be starting to get it too.

### What does this story mean for kids?

Kids can follow the disciples' emotions: relaxed at first on the boat, frightened during the storm, relieved when Jesus calms the wind and waves. Encourage kids to share times they've been afraid, and remind them over and over that Jesus—who is God!—is always with them during life's troubles. Jesus calmed the storm for the disciples. How does he take care of *them*?

### Why this theme?

Action, drama, and suspense. This story is an opportunity both to honor kids' fears and to help them see themselves safe in Jesus' care.

### AGE LEVEL TIP

Storms are scary for young kids. Encourage kids to express feelings about storms as they read the Bible story. Remind them that just as Jesus calmed the actual storm, he calmed the disciples' stormy hearts too. Jesus can calm us when we are afraid.



### GENERAL SUPPLIES

- Construction paper (precut into triangles, half-circles, and skinny rectangles, various sizes and colors)
- Crayons

### LESSON SUPPLIES

- Music source
- Washable paint (blue, black, white)
- Paper plates
- Paint shirts
- Cotton swabs
- Hand wipes

**WHIRL SUPPLIES • WHIRL KIDS STORY BIBLES • DVD • WALL CHART & STICKER • LEAFLETS**

## Do some kids arrive early? Try this.

Place precut construction paper triangles, half-circles, and rectangles on the table. **Our Bible story today takes place on a boat. What kinds of boats can you make?**

Allow kids to create boats with the shapes on the tabletop. Use terms like *rowboat*, *sailboat*, *fishing boat*, etc. to identify their boats.

## Circle up with kids for an opening conversation.

**Imagine you are in a boat on the sea. Feel the breeze on your face. The waves rock the boat gently.** Invite kids to sound like wind as they rock. **God made the wind and the sea. God made you and me too. Now imagine a big storm. The waves toss our boat around. There's rain, wind, thunder, and lightning!** Have kids rock like they're in a storm. **Jesus and the disciples were in a storm. I wonder why Jesus was not afraid.**

Pray together: **Jesus, storms can make us feel afraid. We know that you can calm storms. You can help us be calm too. Thank you, Jesus, for calming us. Amen.**

## Pass out leaflets.

**Your leaflet has pictures of different kinds of weather. Find the picture of the sunny day. What do you do on sunny days?** Invite kids to show how they

feel on a sunny day. **Let's find the snowman. What do you wear to keep warm in the snow?** Invite kids to show how they feel on snowy days. **Find the trees blowing in the wind. What does the wind sound like?** Have kids show how a windy day feels. **The last picture is of a storm. What do you see and hear during a storm?** Have kids show how they feel during thunderstorms. Collect their leaflets until Respond.



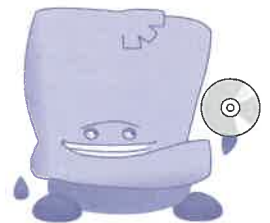
## Gather kids around the screen where you'll watch the video.

**In the video today, the kids are playing outside when the weather suddenly changes. Watch how they figure out how to stay safe and calm.**

View Episode 12, "Anxieties Aweigh," on the Year Gold Winter PreK–Grade 2 DVD.

Ask kids these questions about the video:

- **Why were the Whirl kids in the tree house?**
- **Where do you play with your friends?**
- **Who did the Whirl kids remember was sleeping during a storm?**
- **I wonder if you can sleep during a storm.**
- **Who calms you when you're afraid?**




## Open your Whirl Kids Story Bibles.

**Let's find our story for today!** Help kids find "Jesus Calms the Storm" on page 238. Before you read, invite kids to look for the clouds and rain in the sky during the storm, and for the calm sky after the storm.

Read the story and Ada and Otto's questions and comments on each page.


Ask these questions after you read the story:

- **Who was afraid during the storm?**
- **How did Jesus stop the wind and waves?**
- **What happened when Jesus said, "Peace! Be still!"?**
- **Why were the disciples amazed at Jesus?**
- **When can you ask Jesus to help you feel calm?**



## Gather near the Wall Chart to place today's sticker.

Point out the Testament (New) and character image (Jesus). **Today's Bible story is about Jesus and his disciples on a boat at sea in the middle of a big storm. Jesus calmed the storm, and the disciples were amazed. Let's add a sticker to remind us of the waves and lightning** (waves and lightning). Point to the corresponding images of Jesus and waves and lightning on pages 239 and 241 in the Whirl Kids Story Bible.



## Play together!

Place the music source so everyone can hear it. Have kids spread out and find their own space. **Let's dance like the wind and waves of the storm! When Jesus calmed the storm, with raised arms and words, the storm stopped immediately. Let's dance to the music. When the music stops, freeze just as fast as the storm became calm.** Repeat several times, using different kinds of music. Encourage kids to change their dance. Encourage a stormy dance, a calm dance, or a wild and windy dance. **Jesus calmed the storm with just a few words. His disciples were amazed. We can trust Jesus to help us feel calm too.**

### BIBLE BIT

The storm was so severe that the disciples believed they would drown. When Jesus calmed the storm, he identified himself both as Lord over creation and as one who saves.

### WATCH IT AGAIN

**This time, let's imagine we're in the tree house with the Whirl kids. What would you tell them to do as the storm started coming?**

### OUR CHURCH

The waters of baptism are a tangible reminder that God is present with us in water. Describe your church's baptism or dedication traditions to the kids.



# RESPOND 10

## Pass out leaflets, paint, paper plates, cotton swabs, paint shirts, and hand wipes.

Unfold and tear off leaflet square.

1. **Look at the pictures on your leaflet. One side shows the stormy sky and Jesus sleeping. The other side shows the calm sky after Jesus stopped the storm.**
2. **What color are storm clouds? Let's make gray paint by combining black and white together.** Help kids mix black and white paint on their plates to create gray.
3. Invite kids to fill in some of the dark clouds by dabbing their cotton swabs in the paint and adding gray dots and swirls to the stormy sky on the left. Make sure kids use a small amount of paint so it has time to dry.
4. **After Jesus calmed the storm, the dark, gray clouds were gone. What color is a calm sky? Let's make sky-blue paint by mixing blue and white together.** Help kids mix blue and white paint.
5. Have kids use a new cotton swab to dab blue dots and swirls onto the sky in the picture on the right.
6. **Wave your leaflets like they're blowing in the stormy wind. Remember to be gentle so your leaflet doesn't tear.** Have kids wave their leaflets back and forth.
7. **Now let's wave them slowly like in a calm wind.** Have kids wave leaflets gently.
8. **Let's thank Jesus for calming the wind and waves—and us too. Thank you, Jesus, for helping us be calm!**

# LAUNCH 10

## Circle up with kids for a quick review.

Today we heard about when Jesus and his disciples were in a boat during a big storm. The disciples were afraid. But Jesus wasn't. He was asleep! When Jesus woke up, he calmed the storm. Jesus promises to always take care of us. How does Jesus take care of you? Take time to hear kids' responses.

## Pass out leaflet panels and crayons.

Your leaflet says, "Jesus helps me feel calm." The pictures show kids doing things that help them feel calm. You can pray, hug a stuffed toy, or find a caregiver. Have kids circle which one they want to do next time they're afraid.

## Send kids out with a blessing.

Circle up with kids. **God blesses all of us. And that means me** (place a hand on your chest). **And that means you** (place your other hand on the shoulder of the kid next to you). Each kid passes the blessing by repeating those words and actions. When the blessing makes it back to you, say, **Go and bless the world.**

Thank kids for coming today. Remind them of the Family Square on the other side of the leaflet.