

The Holy Spirit at Pentecost

Grades
1-2

SPIRIT

ACTS 2:1-21

What's happening in this story?

When Jesus ascended, he promised the apostles the Holy Spirit so they could share the gospel with others. They are not sure what their next step is—how do they go into the world to share the gospel? That's where the Spirit comes in. But it's not the "sweet, sweet Spirit" that the hymn describes; it's a violent wind carrying in tongues of fire and giving people the ability to speak in foreign languages! This story reminds us that God's Spirit is active, moving, and powerful—something to be in awe of.

What does this story mean for kids?

Kids will gloss over the hard words and wonder about literal interpretations in this story, like how there could be flames on people's heads. They might ask questions about what it feels like to have the Holy Spirit. We might talk about a special feeling during prayer or a sense of something special we can't quite put into words. While these experiences point to the Holy Spirit, this text tells us that the Holy Spirit is God's continuing presence, empowering us to follow Jesus.

Why this theme?

The theme of Spirit is quite abstract, and grade-school kids are largely concrete thinkers. Help them understand the Holy Spirit as God's presence surrounding them like a blanket or a hug, and filling them throughout their life—like breath or the water that makes up much of their body's cells.

AGE LEVEL TIP

As children move from concrete to abstract thinking, they can understand more complex thoughts. Pentecost is a great time to help kids understand that the church is much more than a building or just one community of believers. Pentecost is the church's birthday all over the world!



GENERAL SUPPLIES

- Markers
- Scissors

LESSON SUPPLIES

- Straws (1 per kid)
- Tissue paper (red, orange, yellow, white, blue)
- Blow dryer
- Ping-pong balls (3)
- Safety pins (1 per kid)

Do some kids arrive early? Try this.

Give each kid a straw and a piece of tissue paper. Designate a starting and ending point in the room. Kids use air (blowing or suction) to move the tissue paper from start to finish. **We can't see the air, but we can see the effect it has on the paper!**


Circle up with kids for an opening conversation.

What color are flames? As kids name a color, give them a piece of tissue paper in that color. **Where do we see flames most often? In today's Bible story, the disciples see flames in a very unexpected place. Let's wave the tissue paper to make a big flame together.**

Pray together: **Jesus, the flames are many colors and shapes, just like people on earth. Help us celebrate together. Amen.**

Pass out leaflets and markers.

Have kids describe what they see in the picture. **What are some things you celebrate?** Allow kids to respond. Have kids write the letter found in each pennant on the banner in the box that matches its color in the space below. Read the word *PENTECOST* together. **During**



Bible times, Pentecost was a festival when people came from all over the world to Jerusalem. The Holy Spirit came to the disciples at Pentecost. Today we celebrate Pentecost as the birthday of the church. That's a big celebration! Collect their leaflets until Respond.

Gather kids around the screen where you'll watch the video.

Otto has something that Clara does not. Let's see what that is!

View Episode 10, "Birthday Building," on the Year Gold Spring PreK–Grade 2 DVD.


Ask kids these questions about the video:

- **What did Otto have that Clara wanted?**
- **Why were Otto and Clara buying gifts at the hardware store?**
- **Have you ever brought a gift to church? When?**
- **Whose birthday did Ada say Pentecost really is?**
- **How would you celebrate Pentecost?**



Open your Whirl Kids Story Bibles.

Let's find our story today! Help kids find "The Holy Spirit at Pentecost" on page 350. Before you read, invite kids to look for wind blowing things around, flames on top of the disciples' heads, and the disciples telling others about Jesus.



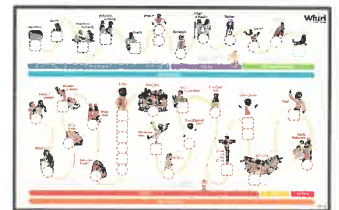
Read the story and Ada and Otto's questions and comments on each page.

Ask these questions after you read the story:

- **What made the disciples' meal a mess?**
- **Why didn't the flames burn anyone?**
- **How do you think the people felt when they heard about Jesus in their own language?**
- **Whose Spirit filled the disciples?**
- **What are some ways the Holy Spirit helps us?**

Gather near the Wall Chart to place today's sticker.

Point out the Testament (New), Bible section (Acts), and character image (Apostles). **Today's Bible story was about the Holy Spirit coming to the people at Pentecost. Let's add a sticker to remind us of what appeared above each person's head** (flames). Point to the corresponding images of the apostles and the flames on page 351 in the Whirl Kids Story Bible.



Play together!

The disciples could not see the Holy Spirit on Pentecost, but they could see and hear things the Holy Spirit made happen. What were those things? (gust of wind, flames above heads, different languages)

Plug in the blow dryer. Set the temperature to the coolest setting and point the nozzle up. Invite kids to balance a ping-pong ball on the nozzle before turning it on. Turn on the blow dryer. Have kids try to balance one to three ping-pong balls in the air above the dryer. **Which was easier to do?** (balancing ball when dryer was off) **Why?** (wind made balls move) **Even though we couldn't see the wind, we could see the effect it had on the balls. The Holy Spirit is like the wind. We can't see God's Spirit, but we can see things the Holy Spirit makes happen!**

BIBLE BIT

Pentecost was also called the Feast of Harvest. It was a time of celebration and thanksgiving to God for the harvest of the summer wheat in Israel.

WATCH IT AGAIN

Pentecost was not the birthday of First Second Church's building. Where did Ada look to find out that date?

OUR CHURCH

Invite a church historian or longtime member to talk about the history of your church. **How has the church changed over the years?**

RESPOND 10

Pass out leaflets and markers.

Unfold and tear off leaflet square.

1. Direct kids' attention to the top right corner of the leaflet. **Peter and the other disciples were telling everyone about Jesus in their own languages. Who made this possible?** (Holy Spirit)
2. Have kids draw a flame above each disciple's head.
3. **Just like the disciples, we have the Holy Spirit living inside of us!** Invite kids to color the figure in the lower part of the leaflet to look like themselves.
4. Have kids color a flame above the figure's head.
5. Divide kids into four groups. Assign each group one of the four ways to say "Jesus loves you" written on the leaflet.
6. Rotate among the groups, assisting them with the pronunciation or actions as they are written on the leaflet. If you have kids who know other languages, invite them to share it and add another phrase to the leaflet.
7. Encourage kids to each take a turn saying or signing "Jesus loves you" within their group.
8. **Let's imagine what it might have sounded like on Pentecost!** Ask all of the kids to say or sign "Jesus loves you" in the new language they learned at the same time.
9. **The Holy Spirit came to the disciples at Pentecost, the birthday of the church!**

LAUNCH 10

Circle up with kids for a quick review.

What are some of the things we did with wind? Allow kids to respond. **We can't see the wind and we can't see the Holy Spirit, but we can see what the Holy Spirit does. The Holy Spirit helped the disciples tell others about Jesus in the hearers' own languages. The Holy Spirit helps us tell others about Jesus too!**

Pass out leaflet panels, scissors, and safety pins.

Cut out the HS emblem. Pin it to each kid's clothing. **I wonder what the letters HS stand for? What are some of the things the Holy Spirit helps us do?**

Send kids out with a blessing.

Circle up with kids. **God blesses all of us. And that means me** (place a hand on your chest). **And that means you** (place your other hand on the shoulder of the kid next to you). Each kid passes the blessing by repeating those words and actions. When the blessing makes it back to you, say, **Go and bless the world.**

Thank kids for coming today. Remind them of the Family Square on the other side of the leaflet.