

# Many Parts, One Body

1 CORINTHIANS 12:12-31

# Many Parts, One Body

PreK-K

**BODY**  
1 CORINTHIANS 12:12-31

This week's theme is **BODY**. Our church is one body made up of many parts. All the members have unique gifts to share as they love and care for one another.



### Every Link Counts

Write different jobs that are done by church leaders and volunteers on strips of paper. Make a paper chain to show how your church is united into one body with many parts.



### All Tangled Up

Stand shoulder to shoulder in a circle and put all of your hands in the middle. Hold someone else's hand with each of your hands. Work as a team to untangle yourselves without letting go.

### Name That Gift

Write each family member's name in the center of a paper plate. As you pass them around, write or draw pictures about the skills and talents you notice in that person. Count the different gifts in your family.

### We Go Together

Draw the outline of a body on a large sheet of paper. Fill it with pictures or names of church members. Cut it into different shapes and mix them up. Put it back together to remember that we are one body with many parts.

### It's Amazing!

Find a picture of the brain and use different colors of play dough to build a model that shows the different parts. Learn how each one joins with the others to make your body work.

### Juggling Act

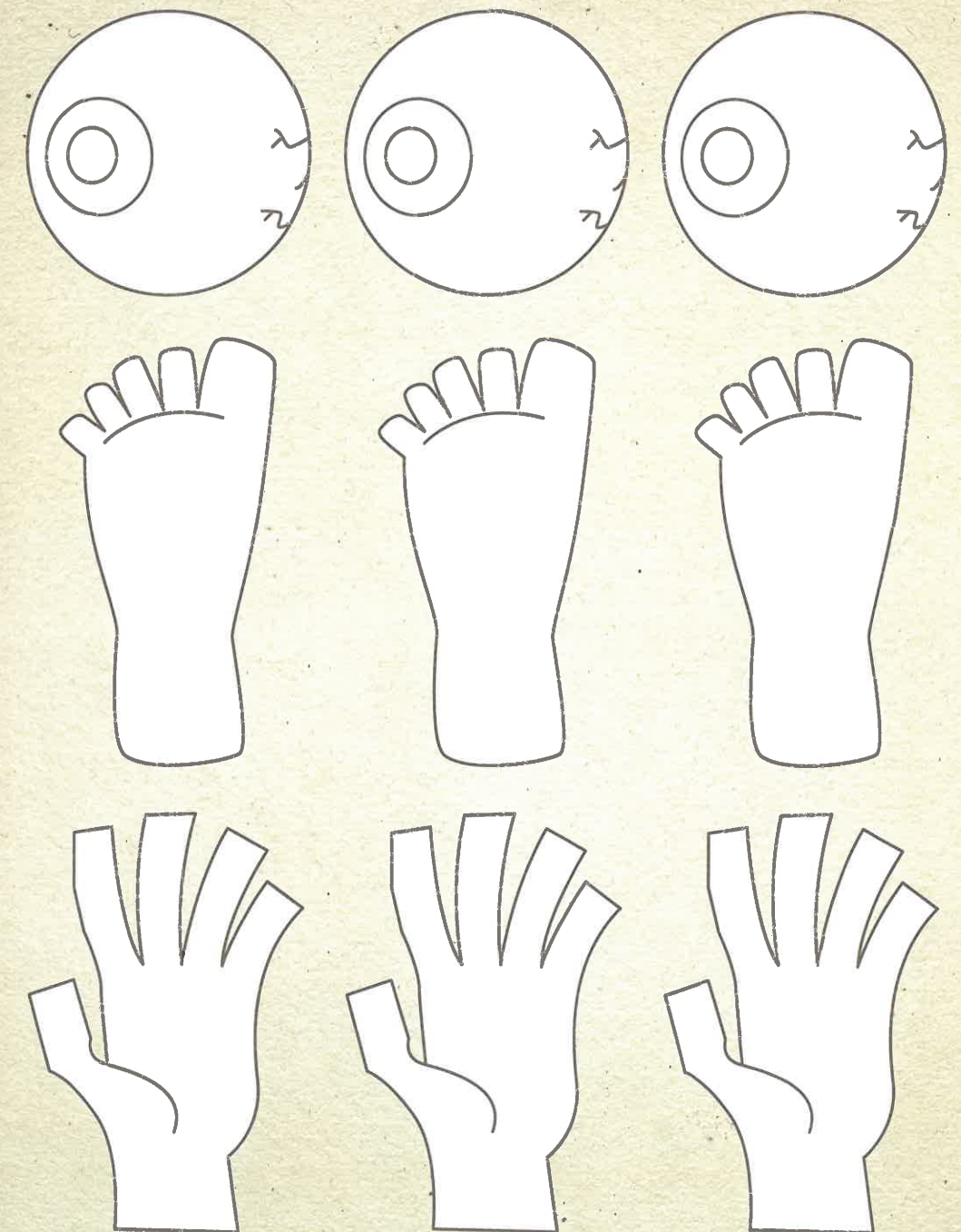
Blow up one balloon for each family member. Work together to keep all of them in the air. Add more balloons to challenge yourselves. As you juggle, name different ways that church members work together to serve God.


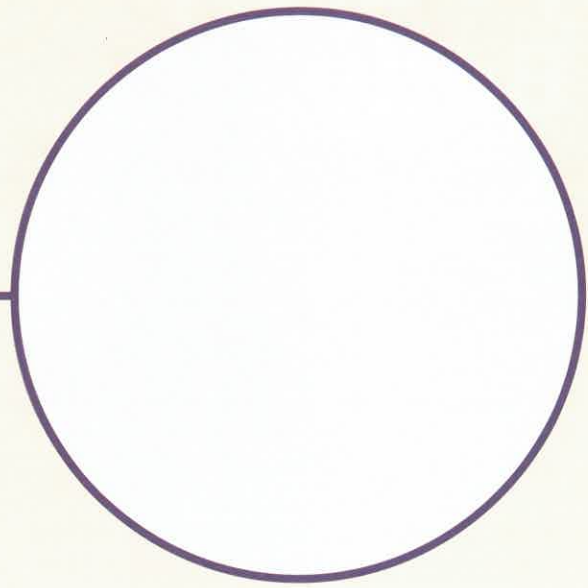
### Where Do You Belong?

Think about communities (other than your church) where you belong, such as teams, choirs, and clubs. Choose one and name the different roles that you and other members play. How do differences help to unite this community?



This week our family is praying for ...





is an important member  
of God's Church!

